

Defined Benefit Balanced Fund

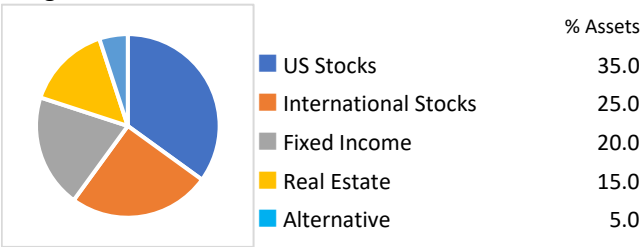
Investment Objective & Strategy

The Balanced Fund is a diversified group of investments. The fund is designed for participants who seek exposure to several asset classes, such as stocks and bonds. The objective of the fund is to preserve capital and achieve a positive return at the same time. The diversified assets include fixed income investments, common stocks and cash equivalents. The fixed income investment provides a predictable flow of income to the fund. The stock investments are designed to participate in the long-term growth of the economy. The stock portion of the account is expected to produce the best returns to the account in the long run but may also produce some volatility to the fund.

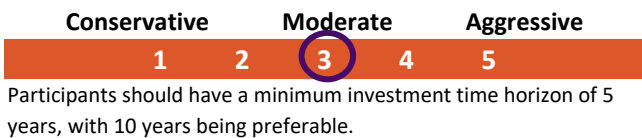
Sample Holdings

Apple Inc., Exxon Mobil Corp, AT&T Inc., General Electric, GlaxoSmithKline, Johnson & Johnson, Microsoft, Pfizer, Nestle, Toyota Motor, Shell Transport and Trading, US Government and US Corporate Bonds

Target Asset Allocation



Risk Level

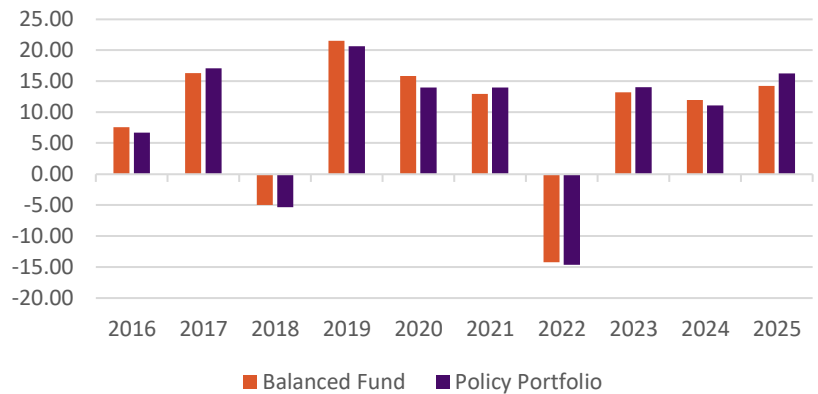


Fund Managers

- SSgA S&P 500 Stock Index
- River Road Small Value
- William Blair SMID Growth
- Artisan International Value (APHKX)
- Axiom Emerging Markets
- Ninety One International Equity
- WCM Focused International Growth
- Pioneer Opportunistic Core Plus Fixed Income
- BlackRock Strategic Income Opportunities
- JP Morgan Core Bond Trust
- JP Morgan Strategic Property Fund
- JP Morgan Special Situation Property Fund
- Clarion Lion Industrial Trust
- Morgan Stanley Prime Property Fund
- Warburg Pincus Global Growth 14 Fund
- Berkshire Partners Fund XI

Performance

Calendar Yr Gross Return vs Benchmark



Fund Returns

	Three Month	Twelve Month	3 Years	5 Years	10 Years
Defined Benefit Plan					
Balanced Fund Gross	1.46%	14.23%	13.18%	7.02%	8.91%
Balanced Fund Net	1.28%	13.43%	12.38%	6.30%	8.19%
<i>Benchmark</i>	<i>2.46%</i>	<i>16.25%</i>	<i>13.75%</i>	<i>7.30%</i>	<i>8.54%</i>

Past performance does not guarantee future results. Investment returns and principal value will fluctuate and account balances may be worth more or less than the original investment.

Fees

Investment Management	0.57%
OkMRF Administration	0.25%
Total Annual Fees	0.82%

Additional Fee Information

The Investment Management Fee is the weighted average annual expense ratio of all investment managers and/or mutual funds for each individual option listed. OkMRF does not pay 12-b-1 fees, rebates, or brokerage commissions by using institutional class shares and bank commingled funds.

The OkMRF Administration Fee includes all annual plan expenses such as attorney's fees, IRS filings, statements and check processing, independent audits, office staff, etc. The amount shown reflects the current fiscal year's estimated expenses as budgeted and approved by the OkMRF Trustees.

Returns measure the change in market value of fund assets over the prior period and are reported net of all fees and expenses.

The amount of fees and expenses paid from a participant's account may vary slightly from the amounts reported above due to cash flow from investment shifts during the period and/or timing of plan contributions.

Benchmarks do not have management or administration fees and are listed for comparison purposes only.

The market valuations for alternative investments may be up to 60 days in arrears, resulting in portfolio returns being better or worse.

If you have any questions or need assistance call the OkMRF office at (888) 394-6673 or visit our website at www.okmrf.org