

Target Retirement 2055 Fund

Benchmark

State Str Tgt Retire 2055 Custom TR USD

Overall Morningstar Rating™

★★★

Out of 190 Target-Date 2055 investments. An investment's overall Morningstar Rating, based on its risk-adjusted return, is a weighted average of its applicable 3-, 5-, and 10-year Ratings. See disclosure page for details.

Morningstar Return

Below Average

Morningstar Risk

Below Average

Investment Objective & Strategy

The State Street Target Retirement 2055 Fund (the "Fund") seeks an investment return that approximates, as closely as practicable, before expenses, the performance of a custom benchmark index (the "Index") over the long term.

Operations and Management

Fund Inception Date	04-30-11
Expense Ratio	0.12%
Portfolio Manager(s)	Management Team
Name of Issuer	State Street Global Advisors
Management Company	State Street Global Advisors

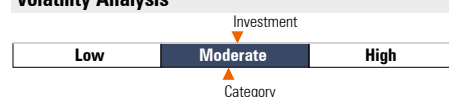
Benchmark Description: State Str Tgt Retire 2055 Custom TR USD

The custom benchmark index is a composite of S&P 500, Russell Small Cap Completeness Index, Bloomberg Roll Select Commodity IndexSM, MSCI ACWI ex USA IMI Index, Bloomberg U.S. Long Government Bond Index, Bloomberg U.S. Aggregate Bond Index, Bloomberg U.S. TIPS Index, Bloomberg 1-10 Year Government Inflation-Linked Bond Index, Bloomberg U.S. High Yield Very Liquid Bond Index, Bloomberg U.S. 1-3 Year Government/Credit Bond Index, FTSE EPRA/NAREIT Developed Liquid Index

Category Description: Target-Date 2055

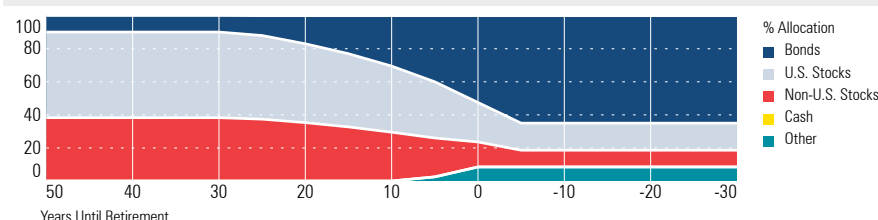
Target-date portfolios provide a diversified exposure to stocks, bonds, and cash for those investors who have a specific date in mind (in this case, the years 2051-2055) for retirement. These portfolios aim to provide investors with an optimal level of return and risk, based solely on the target date. Management adjusts the allocation among asset classes to more-conservative mixes as the target date approaches, following a preset glide path. A target-date portfolio is part of a series of funds offering multiple retirement dates to investors.

Volatility Analysis



In the past, this investment has shown a relatively moderate range of price fluctuations relative to other investments. This investment may experience larger or smaller price declines or price increases depending on market conditions. Some of this risk may be offset by owning other investments with different portfolio makeups or investment strategies.

Allocation of Assets



Performance

	QTD	YTD	1 Year	3 Year	5 Year	10 Year	Since Inception
Fund Return %	6.22	6.22	18.83	4.33	9.53	8.02	8.51
Benchmark Return %	6.26	6.26	19.01	4.36	9.56	8.04	—
Category Average %	7.63	7.63	21.11	5.62	9.88	8.21	8.31
# of Funds in Category	206	206	195	190	170	98	—

Calendar Year Total Returns

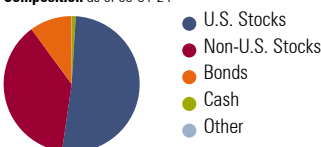
	2024	2023	2022	2021	2020	2019	2018	2017	2016	2015
Total Return %	6.22	19.47	-19.14	14.53	19.83	24.96	-8.60	21.24	9.45	-2.43
Benchmark Return %	6.26	19.42	-19.11	14.56	19.95	25.00	-8.58	21.25	9.25	-2.45
Category Average %	7.63	19.72	-18.08	17.30	15.47	24.91	-8.44	21.08	8.00	-1.71
# of Funds in Category	206	201	212	213	207	229	221	206	193	238

Performance Disclosure: Past performance does not guarantee future results. Investment returns and principal value will fluctuate and participant balances may be worth more or less than the original investment. Participants should consider a fund's investment objectives, risks, fees and expenses carefully before investing. If performance shown for a particular period is N/A, then the Fund has an inception date less than the time period specified. Benchmarks do not have management or administration fees and are listed for comparison purposes only.

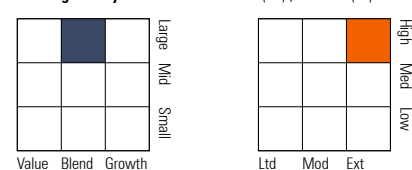
Current Month performance may be higher or lower than return data quoted herein. For more current information including month-end performance, please call 888-394-6673 or visit okmrf.org. Please refer to the performance section of the disclosure page for more information.

Portfolio Analysis as of 03-31-24

Composition as of 03-31-24



Morningstar Style Box™ as of 03-31-24(EQ) ; 03-31-24(F-I)



Top 5 Holdings as of 03-31-24

	% Assets
State St Gbl All Cp Eq ex-US Idx NL Cl A	38.21
State St S&P 500® Indx NL Cl A	35.76
State St Russell Sm/Mid Cp® Indx NL Cl A	16.06
State St US Lg Gov Bnd Indx NL Cl A	9.97

Total Number of Holdings	4
Annual Turnover Ratio %	12.44
Total Fund Assets (\$mil)	10.66

Morningstar Super Sectors as of 03-31-24

	% Fund
Cyclical	35.31
Sensitive	45.52
Defensive	19.18

Morningstar F-I Sectors as of 03-31-24

	% Fund	% Category
Government	90.70	33.00
Corporate	0.43	14.64
Securitized	0.00	12.95
Municipal	0.00	0.15
Cash/Cash Equivalents	7.82	34.35
Derivative	1.06	4.91

Principal Risks as of 03-31-24

Hedging Strategies, Inflation-Protected Securities, Reinvestment, Currency, Emerging Markets, Foreign Securities, Loss of Money, Country or Region, Capitalization, Growth Investing, High Portfolio Turnover, Index Correlation/Tracking Error, Interest Rate, Market/Market Volatility, Commodity, Convertible Securities, Distressed Investments, Equity Securities, Futures, High-Yield Securities, Industry and Sector Investing, Mortgage-Backed and Asset-Backed Securities, Options, Other, Preferred Stocks, Repurchase Agreements, Restricted/Illiquid Securities, Underlying Fund/Fund of Funds, Warrants, U.S. Government Obligations, Derivatives, Leverage, Fixed-Income Securities, Dollar Rolls, Regulation/Government Intervention, Shareholder Activity, Conflict of Interest, Credit Default Swaps, Custody, Forwards, Management, New Fund, OTC, Passive Management, Portfolio Diversification, Structured Products, Swaps, Target Date, Unrated Securities, Small Cap, Mid-Cap, Real Estate/REIT Sector, Reliance on Trading Partners, Replication Management, Sampling

Important Disclosures

When used as supplemental sales literature, the Investment Profile must be preceded or accompanied by the fund's current prospectus as well as this disclosure statement. The performance data given represents past performance and should not be considered indicative of future results. Principal value and investment return will fluctuate, so that an investor's shares when redeemed may be worth more or less than the original investment. Fund portfolio statistics change over time. The fund is not FDIC-insured, may lose value and is not guaranteed by a bank or other financial institution.

Performance

Total return reflects performance without adjusting for sales charges or the effects of taxation, but is adjusted to reflect all actual ongoing fund expenses and assumes reinvestment of dividends and capital gains. If adjusted, sales charges would reduce the performance quoted.

Standardized Total Return is total return adjusted for sales charges. The sales charge adjusted for may not necessarily be consistent with the prospectus.

The fund's performance is compared with that of an index. The index is an unmanaged portfolio of specified securities and the index does not reflect any initial or ongoing expenses. A fund's portfolio may differ significantly from the securities in the index.

OkMRF does not participate in commissions, front-end or back-end load fees or surrender charges.

Returns measure the change in market value of fund assets over the prior period and are reported net of all fees and expenses.

Expense Ratio

This is the percentage of fund assets paid for operating expenses and management fees. The expense ratio typically includes the following types of fees: accounting, administrator, advisor, auditor, board of directors, custodial, distribution (12b-1), legal, organizational, professional, registration, shareholder reporting, sub-advisor, and transfer agency. The expense ratio does not reflect the fund's brokerage costs or any investor sales charges. In contrast to the net expense ratio, the gross expense ratio does not reflect any fee waivers in effect during the time period.

The amount of fees and expenses paid from a participant's account may vary slightly from the amounts reported above due to cash flow from investment shifts during the period and/or timing of plan contributions.

The fees for investment management are charged by the investment management company and are based on the amount of money you have invested in each investment. Please review the fund fact sheets for the current investment management fee associated with each investment option.

The following will be charged for the OkMRF administrative expenses from July 2023 through June 2024:

Balance Amounts	Annual Fee	Monthly Charge
Balance over \$100k	\$366.00	\$30.50
Balance between \$50k - \$100k	\$204.00	\$17.00
Balance between \$15k - \$50k	\$108.00	\$9.00
Balance less than \$15k	\$39.00	\$3.25

Morningstar Rating™

The Morningstar Rating™ for funds, or "star rating", is calculated for managed products (including mutual funds,

variable annuity and variable life subaccounts, exchange-traded funds, closed-end funds, and separate accounts) with at least a three-year history. Exchange-traded funds and open-ended mutual funds are considered a single population for comparative purposes. It is calculated based on a Morningstar Risk-Adjusted Return measure that accounts for variation in a managed product's monthly excess performance, placing more emphasis on downward variations and rewarding consistent performance. The Morningstar Rating does not include any adjustment for sales loads. The top 10% of products in each product category receive 5 stars, the next 22.5% receive 4 stars, the next 35% receive 3 stars, the next 22.5% receive 2 stars, and the bottom 10% receive 1 star. The Overall Morningstar Rating for a managed product is derived from a weighted average of the performance figures associated with its three-, five-, and 10-year (if applicable) Morningstar Rating metrics. The weights are: 100% three-year rating for 36-59 months of total returns, 60% five-year rating/40% three-year rating for 60-119 months of total returns, and 50% 10-year rating/30% five-year rating/20% three-year rating for 120 or more months of total returns. While the 10-year overall star rating formula seems to give the most weight to the 10-year period, the most recent three-year period actually has the greatest impact because it is included in all three rating periods.

For private funds, the Morningstar Rating presented is hypothetical, because Morningstar does not independently analyze private funds. Rather, the rating is assigned as a means to compare these funds with the universe of mutual funds that Morningstar rates. The evaluation of this investment does not affect the retail mutual fund data published by Morningstar.

Morningstar Return

The Morningstar Return rates a fund's performance relative to other managed products in its Morningstar Category. It is an assessment of a product's excess return over a risk-free rate (the return of the 90-day Treasury Bill) in comparison with the products in its Morningstar category. In each Morningstar category, the top 10% of products earn a High Morningstar Return (High), the next 22.5% Above Average (+ Avg), the middle 35% Average (Avg), the next 22.5% Below Average (- Ave), and the bottom 10% Low (Low). Morningstar Return is measured for up to three time periods (three, five, and 10 years). These separate measures are then weighted and averaged to produce an overall measure for the product.

Products with less than three years of performance history are not rated.

Morningstar Risk

Morningstar Risk evaluates a fund's downside volatility relative to that of other products in its Morningstar Category. It is an assessment of the variations in monthly returns, with an emphasis on downside variations, in comparison with the products in its Morningstar category. In each Morningstar category, the 10% of products with the lowest measured risk are described as Low Risk (Low), the next 22.5% Below Average (-Avg), the middle 35% Average (Avg), the next 22.5% Above Average (+Avg), and the top 10% High (High).

Morningstar Risk is measured for up to three time periods (three, five, and 10 years). These separate measures are then weighted and averaged to produce an overall measure for the product. Products with less than three years of performance history are not rated.

Morningstar Style Box™

The Morningstar Style Box™ reveals a fund's investment strategy as of the date noted on this report.

For equity funds, the vertical axis shows the market capitalization of the long stocks owned, and the horizontal axis shows the investment style (value, blend, or growth.) A darkened cell in the style box matrix indicates the weighted average style of the portfolio.

For portfolios holding fixed-income investments, a Fixed Income Style Box is calculated. The vertical axis shows the credit quality based on credit ratings and the horizontal axis shows interest-rate sensitivity as measured by effective duration. There are three credit categories - "High", "Medium", and "Low"; and there are three interest rate sensitivity categories - "Limited", "Moderate", and "Extensive"; resulting in nine possible combinations. As in the Equity Style Box, the combination of credit and interest rate sensitivity for a portfolio is represented by a darkened square in the matrix. Morningstar uses credit rating information from credit rating agencies (CRAs) that have been designated Nationally Recognized Statistical Rating Organizations (NRSROs) by the Securities and Exchange Commission (SEC) in the United States. For a list of all NRSROs, please visit <https://www.sec.gov/ocr/ocr-current-nrsros.html>. Additionally, Morningstar will use credit ratings from CRAs which have been recognized by foreign regulatory institutions that are deemed the equivalent of the NRSRO designation. To determine the rating applicable to a holding and the subsequent holding weighted value of a portfolio two methods may be employed. First is a common methodology approach where if a case exists such that two CRAs have rated a holding, the lower rating of the two should be applied; if three or more CRAs have rated a holding, the median rating should be applied; and in cases where there are more than two ratings and a median rating cannot be determined, the lower of the two middle ratings should be applied. Alternatively, if there is more than one rating available an average can be calculated from all and applied.

Please Note: Morningstar, Inc. is not an NRSRO nor does it issue a credit rating on the fund. Credit ratings for any security held in a portfolio can change over time.

Morningstar uses the credit rating information to calculate a weighted-average credit quality value for the portfolio. This value is based only upon those holdings which are considered to be classified as "fixed income", such as government, corporate, or securitized issues. Other types of holdings such as equities and many, though not all, types of derivatives are excluded. The weighted-average credit quality value is represented by a rating symbol which corresponds to the long-term rating symbol schemas employed by most CRAs. Note that this value is not explicitly published but instead serves as an input in the Style Box calculation. This symbol is then used to map to a Style Box credit quality category of "low," "medium," or "high". Funds with a "low" credit quality category are those whose weighted-average credit quality is determined to be equivalent to the commonly used High Yield classification, meaning a rating below "BBB", portfolios assigned to the "high" credit category have either a "AAA" or "AA+" average credit quality value, while "medium" are those with an average rating of "AA-" inclusive to "BBB-". It is expected and intended that the majority of portfolios will be assigned a credit category of "medium".

For assignment to an interest-rate sensitivity category, Morningstar uses the average effective duration of the portfolio. From this value there are three distinct

Important Disclosures

methodologies employed to determine assignment to category. Portfolios which are assigned to Morningstar municipal-bond categories employ static breakpoints between categories. These breakpoints are: "Limited" equal to 4.5 years or less, "Moderate" equal to 4.5 years to less than 7 years; and "Extensive" equal to more than 7 years. For portfolios assigned to Morningstar categories other than U.S. Taxable, including all domiciled outside the United States, static duration breakpoints are also used: "Limited" equals less than or equal to 3.5 years, "Moderate" equals greater than 3.5 years but less than or equal to 6 years, and "Extensive" is assigned to portfolios with effective durations of more than 6 years.

Note: Interest-rate sensitivity for non-U.S. domiciled portfolios (excluding those in Morningstar convertible categories) may be assigned using average modified duration when average effective duration is not available.

For portfolios Morningstar classifies as U.S. Taxable Fixed-Income, interest-rate sensitivity category assignment is based on the effective duration of the Morningstar Core Bond Index (MCBI). The classification assignment is dynamically determined relative to the benchmark index value. A "Limited" category will be assigned to portfolios whose average effective duration is between 25% to 75% of MCBI average effective duration, where the average effective duration is between 75% to 125% of the MCBI the portfolio will be classified as "Moderate", and those portfolios with an average effective duration value 125% or greater of the average effective duration of the MCBI will be classified as "Extensive".

Additional Fund Information

Collective Trusts and Separate Accounts

Collective Trusts and Separate Accounts are professionally managed investment options designed to offer cost effective investments to large investors. The collective Trusts referred to above are overseen by banking regulators and the Separate Accounts referred to above are overseen by the SEC. These vehicles are subject to oversight by the US Department of Labor in accordance with the Employee Retirement Income Security Act (ERISA). Collective Trusts and Separate Accounts are not required to have a prospectus.

Investment Risk:

Hedging Strategies

The advisor's use of hedging strategies to reduce risk may limit the opportunity for gains compared with unhedged investments, and there is no guarantee that hedges will actually reduce risk.

Inflation-Protected Securities

Unlike other fixed-income securities, the values of inflation-protected securities are not significantly impacted by inflation expectations because their interest rates are adjusted for inflation. Generally, the value of inflation-protected securities will fall when real interest rates rise and rise when real interest rates fall.

Reinvestment

Payments from debt securities may have to be reinvested in securities with lower interest rates than the original securities.

Currency

Investments in securities traded in foreign currencies or more directly in foreign currencies are subject to the risk that the foreign currency will decline in value relative to the U.S. dollar, which may reduce the value of the portfolio. Investments in currency hedging positions are subject to the risk that the value of the U.S. dollar will decline relative to the currency being hedged, which may result in a loss of money on the investment as well as the position designed to act as a hedge. Cross-currency hedging strategies and active currency positions may increase currency risk because actual currency exposure may be substantially different from that suggested by the portfolio's holdings.

Emerging Markets

Investments in emerging- and frontier-markets securities may be subject to greater market, credit, currency, liquidity, legal, political, and other risks compared with assets invested in developed foreign countries.

Foreign Securities

Investments in foreign securities may be subject to increased volatility as the value of these securities can change more rapidly and extremely than can the value of U.S. securities. Foreign securities are subject to increased issuer risk because foreign issuers may not experience the same degree of regulation as U.S. issuers do and are held to different reporting, accounting, and auditing standards. In addition, foreign securities are subject to increased costs because there are generally higher commission rates on transactions, transfer taxes, higher custodial costs, and the potential for foreign tax charges on dividend and interest payments. Many foreign markets are relatively small, and securities issued in less-developed countries face the risks of nationalization, expropriation or confiscatory taxation, and adverse changes in investment or exchange control regulations, including suspension of the ability to transfer currency from a country. Economic, political, social, or diplomatic developments can also negatively impact performance.

Loss of Money

Because the investment's market value may fluctuate up and down, an investor may lose money, including part of the principal, when he or she buys or sells the investment.

Country or Region

Investments in securities from a particular country or region may be subject to the risk of adverse social, political, regulatory, or economic events occurring in that country or region. Country- or region-specific risks also include the risk that adverse securities markets or exchange rates may impact the value of securities from those areas.

Capitalization

Concentrating assets in stocks of one or more capitalizations (small, mid, or large) may be subject to both the specific risks of those capitalizations as well as increased volatility because stocks of specific capitalizations tend to go through cycles of beating or lagging the market as a whole.

Growth Investing

Growth securities may be subject to increased volatility as the value of these securities is highly sensitive to market fluctuations and future earnings expectations. These securities typically trade at higher multiples of current

earnings than do other securities and may lose value if it appears their earnings expectations may not be met.

High Portfolio Turnover

Active trading may create high portfolio turnover, or a turnover of 100% or more, resulting in increased transaction costs. These higher costs may have an adverse impact on performance and generate short-term capital gains, creating potential tax liability even if an investor does not sell any shares during the year.

Index Correlation/Tracking Error

A portfolio that tracks an index is subject to the risk that certain factors may cause the portfolio to track its target index less closely, including if the advisor selects securities that are not fully representative of the index. The portfolio will generally reflect the performance of its target index even if the index does not perform well, and it may underperform the index after factoring in fees, expenses, transaction costs, and the size and timing of shareholder purchases and redemptions.

Interest Rate

Most securities are subject to the risk that changes in interest rates will reduce their market value.

Market/Market Volatility

The market value of the portfolio's securities may fall rapidly or unpredictably because of changing economic, political, or market conditions, which may reduce the value of the portfolio.

Commodity

Investments in commodity-related instruments are subject to the risk that the performance of the overall commodities market declines and that weather, disease, political, tax, and other regulatory developments adversely impact the value of commodities, which may result in a loss of principal and interest. Commodity-linked investments face increased price volatility and liquidity, credit, and issuer risks compared with their underlying measures.

Convertible Securities

Investments in convertible securities may be subject to increased interest-rate risks, rising in value as interest rates decline and falling in value when interest rates rise, in addition to their market value depending on the performance of the common stock of the issuer. Convertible securities, which are typically unrated or rated lower than other debt obligations, are secondary to debt obligations in order of priority during a liquidation in the event the issuer defaults.

Distressed Investments

Investments in distressed or defaulted investments, which may include loans, loan participations, bonds, notes, and issuers undergoing bankruptcy organization, are often not publicly traded and face increased price volatility and liquidity risk. These securities are subject to the risk that the advisor does not correctly estimate their future value, which may result in a loss of part or all of the investment.

Equity Securities

The value of equity securities, which include common, preferred, and convertible preferred stocks, will fluctuate based on changes in their issuers' financial conditions, as well as overall market and economic conditions, and can decline in

Important Disclosures

the event of deteriorating issuer, market, or economic conditions.

Futures

Investments in futures contracts and options on futures contracts may increase volatility and be subject to additional market, active management, interest, currency, and other risks if the contract cannot be closed when desired.

High-Yield Securities

Investments in below-investment-grade debt securities and unrated securities of similar credit quality, commonly known as "junk bonds" or "high-yield securities," may be subject to increased interest, credit, and liquidity risks.

Industry and Sector Investing

Concentrating assets in a particular industry, sector of the economy, or markets may increase volatility because the investment will be more susceptible to the impact of market, economic, regulatory, and other factors affecting that industry or sector compared with a more broadly diversified asset allocation.

Mortgage-Backed and Asset-Backed Securities

Investments in mortgage-backed ("MBS") and asset-backed securities ("ABS") may be subject to increased price volatility because of changes in interest rates, issuer information availability, credit quality of the underlying assets, market perception of the issuer, availability of credit enhancement, and prepayment of principal. The value of ABS and MBS may be adversely affected if the underlying borrower fails to pay the loan included in the security.

Options

Investments in options may be subject to the risk that the advisor does not correctly predict the movement of an option's underlying stock. Option purchases may result in the loss of part or all of the amount paid for the option plus commission costs. Option sales may result in a forced sale or purchase of a security at a price higher or lower than its current market price.

Other

The investment's performance may be impacted by its concentration in a certain type of security, adherence to a particular investing strategy, or a unique aspect of its structure and costs.

Preferred Stocks

Investments in preferred stocks may be subject to the risks of deferred distribution payments, involuntary redemptions, subordination to debt instruments, a lack of liquidity compared with common stocks, limited voting rights, and sensitivity to interest-rate changes.

Repurchase Agreements

Repurchase agreements may be subject to the risk that the seller of a security defaults and the collateral securing the repurchase agreement has declined and does not equal the value of the repurchase price. In this event, impairment of the collateral may result in additional costs.

Restricted/Illiquid Securities

Restricted and illiquid securities may fall in price because of an inability to sell the securities when desired. Investing in

restricted securities may subject the portfolio to higher costs and liquidity risk.

Underlying Fund/Fund of Funds

A portfolio's risks are closely associated with the risks of the securities and other investments held by the underlying or subsidiary funds, and the ability of the portfolio to meet its investment objective likewise depends on the ability of the underlying funds to meet their objectives. Investment in other funds may subject the portfolio to higher costs than owning the underlying securities directly because of their management fees.

Warrants

Investments in warrants may be subject to the risk that the price of the underlying stock does not rise above the exercise price. In this event, the warrant may expire without being exercised and lose all value.

U.S. Government Obligations

Investments in U.S. government obligations are subject to varying levels of government support. In the event of default, some U.S. government securities, including U.S. Treasury obligations and Ginnie Mae securities, are issued and guaranteed as to principal and interest by the full faith and credit of the U.S. government. Other securities are obligations of U.S. government-sponsored entities but are neither issued nor guaranteed by the U.S. government.

Derivatives

Investments in derivatives may be subject to the risk that the advisor does not correctly predict the movement of the underlying security, interest rate, market index, or other financial asset, or that the value of the derivative does not correlate perfectly with either the overall market or the underlying asset from which the derivative's value is derived. Because derivatives usually involve a small investment relative to the magnitude of liquidity and other risks assumed, the resulting gain or loss from the transaction will be disproportionately magnified. These investments may result in a loss if the counterparty to the transaction does not perform as promised.

Leverage

Leverage transactions may increase volatility and result in a significant loss of value if a transaction fails. Because leverage usually involves investment exposure that exceeds the initial investment, the resulting gain or loss from a relatively small change in an underlying indicator will be disproportionately magnified.

Fixed-Income Securities

The value of fixed-income or debt securities may be susceptible to general movements in the bond market and are subject to interest-rate and credit risk.

Dollar Rolls

Dollar rolls transactions may be subject to the risk that the market value of securities sold to the counterparty declines below the repurchase price, the counterparty defaults on its obligations, or the portfolio turnover rate increases because of these transactions. In addition, any investments purchased with the proceeds of a security sold in a dollar rolls transaction may lose value.

Regulation/Government Intervention

The business of the issuer of an underlying security may be adversely impacted by new regulation or government intervention, impacting the price of the security. Direct government ownership of distressed assets in times of economic instability may subject the portfolio's holdings to increased price volatility and liquidity risk.

Shareholder Activity

Frequent purchases or redemptions by one or multiple investors may harm other shareholders by interfering with the efficient management of the portfolio, increasing brokerage and administrative costs and potentially diluting the value of shares. Additionally, shareholder purchase and redemption activity may have an impact on the per-share net income and realized capital gains distribution amounts, if any, potentially increasing or reducing the tax burden on the shareholders who receive those distributions.

Conflict of Interest

A conflict of interest may arise if the advisor makes an investment in certain underlying funds based on the fact that those funds are also managed by the advisor or an affiliate or because certain underlying funds may pay higher fees to the advisor than others. In addition, an advisor's participation in the primary or secondary market for loans may be deemed a conflict of interest and limit the ability of the investment to acquire those assets.

Credit Default Swaps

Credit default swaps insure the buyer in the event of a default of a fixed-income security. The seller of a credit default swap receives premiums and is obligated to repay the buyer in the event of a default of the underlying creditor. Investments in credit default swaps may be subject to increased counterparty, credit, and liquidity risks.

Custody

Foreign custodial and other foreign financial services are generally more expensive than they are in the United States and may have limited regulatory oversight. The investment may have trouble clearing and settling trades in less-developed markets, and the laws of some countries may limit the investment's ability to recover its assets in the event the bank, depository, or agent holding those assets goes into bankruptcy.

Forwards

Investments in forwards may increase volatility and be subject to additional market, active management, currency, and counterparty risks as well as liquidity risk if the contract cannot be closed when desired. Forwards purchased on a when-issued or delayed-delivery basis may be subject to risk of loss if they decline in value prior to delivery, or if the counterparty defaults on its obligation.

Management

Performance is subject to the risk that the advisor's asset allocation and investment strategies do not perform as expected, which may cause the portfolio to underperform its benchmark, other investments with similar objectives, or the market in general. The investment is subject to the risk of loss of income and capital invested, and the advisor does not guarantee its value, performance, or any particular rate of return.

Important Disclosures

New Fund

Investments with a limited history of operations may be subject to the risk that they do not grow to an economically viable size in order to continue operations.

OTC

Investments traded and privately negotiated in the over-the-counter ("OTC") market, including securities and derivatives, may be subject to greater price volatility and liquidity risk than transactions made on organized exchanges. Because the OTC market is less regulated, OTC transactions may be subject to increased credit and counterparty risk.

Passive Management

The investment is not actively managed, and the advisor does not attempt to manage volatility or take defensive positions in declining markets. This passive management strategy may subject the investment to greater losses during general market declines than actively managed investments.

Portfolio Diversification

Investments that concentrate their assets in a relatively small number of issuers, or in the securities of issuers in a particular market, industry, sector, country, or asset class, may be subject to greater risk of loss than is a more widely diversified investment.

Structured Products

Investments in structured products may be more volatile, less liquid, and more difficult to price than other assets. These securities bear the risk of the underlying investment as well as counterparty risk. Securitized structured products including collateralized mortgage obligations, collateralized debt obligations, and other securitized products may increase volatility and be subject to increased liquidity and pricing risks compared with investing directly in the assets securitized within the product. Assets invested in structured products may be subject to full loss of value if the counterparty defaults on its obligation.

Swaps

Investments in swaps, such as interest-rate swaps, currency swaps and total return swaps, may increase volatility and be subject to increased liquidity, credit, and counterparty risks. Depending on their structure, swaps may increase or decrease the portfolio's exposure to long- or short-term interest rates, foreign currency values, corporate borrowing rates, security prices, index values, inflation rates, credit, or other factors.

Target Date

Target-date funds, also known as lifecycle funds, shift their asset allocation to become increasingly conservative as the target retirement year approaches, which is the approximate date when an investor plans to start withdrawing the assets from their retirement account. Still, investment in target-date funds may lose value near, at, or after the target retirement date, and there is no guarantee they will provide adequate income at retirement.

Unrated Securities

Investments in unrated securities may be subject to increased interest, credit, and liquidity risks if the advisor does not accurately assess the quality of those securities.

Small Cap

Concentrating assets in small-capitalization stocks may subject the portfolio to the risk that those stocks underperform other capitalizations or the market as a whole. Smaller, less-seasoned companies may be subject to increased liquidity risk compared with mid- and large-cap companies and may experience greater price volatility than do those securities because of limited product lines, management experience, market share, or financial resources, among other factors.

Mid-Cap

Concentrating assets in mid-capitalization stocks may subject the portfolio to the risk that those stocks underperform other capitalizations or the market as a whole. Mid-cap companies may be subject to increased liquidity risk compared with large-cap companies and may experience greater price volatility than do those securities because of more-limited product lines or financial resources, among other factors.

Real Estate/REIT Sector

Concentrating assets in the real estate sector or REITs may disproportionately subject the portfolio to the risks of that industry, including loss of value because of changes in real estate values, interest rates, and taxes, as well as changes in zoning, building, environmental, and other laws, among other factors. Investments in REITs may be subject to increased price volatility and liquidity risk, and shareholders indirectly bear their proportionate share of expenses because of their management fees.

Reliance on Trading Partners

Investments in economies that depend heavily on trading with key partners may be subject to the risk that any reduction in this trading may adversely impact these economies.

Replication Management

The investment does not seek investment returns in excess of the underlying index. Therefore, it will not generally sell a security unless it was removed from the index, even if the security's issuer is in financial trouble.

Sampling

Although the portfolio tracks an index, it maintains a smaller number of holdings than does the index. Use of this representative sampling approach may lead the portfolio to track the index less closely.