

Target Retirement Income Fund

Benchmark

State Str Tgt Retire Inc Custom TR USD

Investment Objective & Strategy

The State Street Target Retirement Income Fund (the "Fund") seeks an investment return that approximates, as closely as practicable, before expenses, the performance of a custom benchmark index (the "Index") over the long term. Each Fund seeks to achieve its objective by investing in a set of underlying SSGA collective trust funds representing various asset classes. Each Fund, other than the "Income Fund", is managed to a specific target retirement year included in its name. Over time, the allocation to asset classes and funds change according to a predetermined glide path. Each Fund's asset allocation will become more conservative as it approaches its target date. Once a Fund reaches its target date, it will begin a five year transition period to the Income Fund. At the end of that period the allocation to stocks, real estate investment trusts and commodities interests exposure will equal approximately 35% of assets, with the remainder invested in fixed-income securities.

Operations and Management

Fund Inception Date	06-30-09
Expense Ratio	0.12%
Portfolio Manager(s)	Management Team
Name of Issuer	State Street Global Advisors
Management Company	State Street Global Advisors

Benchmark Description: State Str Tgt Retire Inc Custom TR USD

The custom benchmark index is a composite of S&P 500, Russell Small Cap Completeness Index, Bloomberg Roll Select Commodity IndexSM, MSCI ACWI ex USA IMI Index, Bloomberg Barclays U.S. Long Government Bond Index, Bloomberg Barclays U.S. Aggregate Bond Index, Bloomberg Barclays U.S. TIPS Index, Bloomberg Barclays 1-10 Year Government Inflation-Linked Bond Index, Bloomberg Barclays U.S. High Yield Very Liquid Bond Index, Bloomberg Barclays U.S. 1-3 Year Government/Credit Bond Index, FTSE EPRA/NAREIT Developed Liquid Index

Category Description: Target-Date Retirement

Retirement income portfolios provide a mix of stocks, bonds, and cash for those investors already in or entering retirement. These portfolios tend to be managed to more of a conservative asset-allocation strategy. These portfolios aim to provide investors with steady income throughout retirement.

Volatility Analysis



In the past, this investment has shown a relatively small range of price fluctuations relative to other investments. Based on this measure, currently more than two-thirds of all investments have shown higher levels of risk. Consequently, this investment may appeal to investors looking for a conservative investment strategy.

Overall Morningstar Rating™

★★★

Out of 164 Target-Date Retirement investments. An investment's overall Morningstar Rating, based on its risk-adjusted return, is a weighted average of its applicable 3-, 5-, and 10-year Ratings. See disclosure page for details.

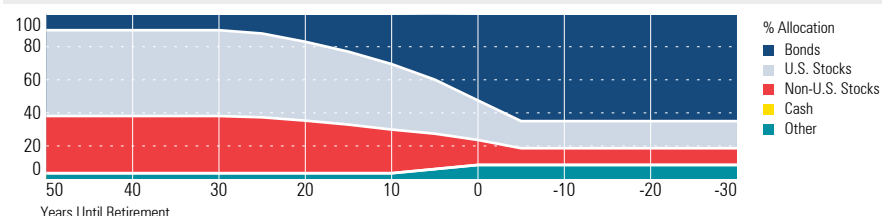
Morningstar Return

Average

Morningstar Risk

Average

Allocation of Assets



Performance

	YTD	1 Year	3 Year	5 Year	10 Year	Since Inception
Fund Return %	-2.81	-2.81	3.66	2.64	—	5.46
Benchmark Return %	-2.79	-2.79	3.69	2.69	—	5.60
Category Average %	-3.16	-3.16	3.44	2.62	—	5.44
# of Funds in Category	187	187	164	129	—	—

Calendar Year Total Returns

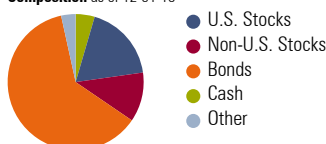
	2018	2017	2016	2015	2014	2013	2012	2011	2010	2009
Total Return %	-2.81	8.30	5.81	-1.37	3.68	5.13	9.71	4.68	9.65	—
Benchmark Return %	-2.79	8.36	5.82	-1.35	3.84	5.30	9.77	4.80	10.05	—
Category Average %	-3.16	8.81	5.10	-1.50	4.36	7.36	9.01	1.60	8.94	—
# of Funds in Category	187	175	171	172	272	293	281	260	162	—

Performance Disclosure: Past performance does not guarantee future results. Investment returns and principal value will fluctuate and participant balances may be worth more or less than the original investment. Participants should consider a fund's investment objectives, risks, fees and expenses carefully before investing. If performance shown for a particular period is N/A, then the Fund has an inception date less than the time period specified. Benchmarks do not have management or administration fees and are listed for comparison purposes only.

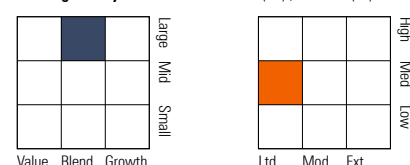
Current Month performance may be higher or lower than return data quoted herein. For more current information including month-end performance, please call 888-394-6673 or visit okmf.org. Please refer to the performance section of the disclosure page for more information.

Portfolio Analysis as of 12-31-18

Composition as of 12-31-18



Morningstar Style Box™ as of 12-31-18(EQ) ; 12-31-18(F-I)



Top 5 Holdings as of 12-31-18

Asset	% Assets
State St US Bnd Indx NL Cl A	20.01
State St US ST Gov/Cred Bnd Idx NL Cl C	20.00
State St 1-10 YrUS TIPS Indx NL Cl A	18.01
State St S&P 500® Indx NL Cl A	13.87
State St Gbl All Cp Eq ex-US Idx NL Cl C	10.12

Morningstar Super Sectors as of 12-31-18

Sector	% Fund
Cyclical	48.28
Sensitive	31.93
Defensive	19.78

Morningstar F-I Sectors as of 12-31-18

Sector	% Fund	% Category
Government	59.95	35.42
Corporate	24.21	25.92
Securitized	8.87	18.86
Municipal	0.19	0.39
Cash/Cash Equivalents	6.79	14.97
Other	0.00	4.43

Principal Risks as of 12-31-18

Hedging Strategies, Lending, Credit and Counterparty, Inflation/Deflation, Reinvestment, Currency, Emerging Markets, Foreign Securities, Loss of Money, Not FDIC Insured, Index Correlation/Tracking Error, Market/Market Volatility, Commodity, Equity Securities, High-Yield Securities, Mortgage-Backed and Asset-Backed Securities, Other, Restricted/Illiquid Securities, Underlying Fund/Fund of Funds, U.S. Government Obligations, Derivatives, Fixed-Income Securities, Conflict of Interest, Custody, Management, Passive Management, Target Date, Unrated Securities, Small Cap, Mid-Cap, Real Estate/REIT Sector, Reliance on Trading Partners, Replication Management, Sampling

Important Disclosures

When used as supplemental sales literature, the Investment Profile must be preceded or accompanied by the fund's current prospectus as well as this disclosure statement. The performance data given represents past performance and should not be considered indicative of future results. Principal value and investment return will fluctuate, so that an investor's shares when redeemed may be worth more or less than the original investment. Fund portfolio statistics change over time. The fund is not FDIC-insured, may lose value and is not guaranteed by a bank or other financial institution.

Performance

Total return reflects performance without adjusting for sales charges or the effects of taxation, but is adjusted to reflect all actual ongoing fund expenses and assumes reinvestment of dividends and capital gains. If adjusted, sales charges would reduce the performance quoted.

Standardized Total Return is total return adjusted for sales charges. The sales charge adjusted for may not necessarily be consistent with the prospectus.

The fund's performance is compared with that of an index. The index is an unmanaged portfolio of specified securities and the index does not reflect any initial or ongoing expenses. A fund's portfolio may differ significantly from the securities in the index.

OkMRF does not participate in commissions, front-end or back-end load fees or surrender charges.

Returns measure the change in market value of fund assets over the prior period and are reported net of all fees and expenses.

Expense Ratio

This is the percentage of fund assets paid for operating expenses and management fees. The expense ratio typically includes the following types of fees: accounting, administrator, advisor, auditor, board of directors, custodial, distribution (12b-1), legal, organizational, professional, registration, shareholder reporting, sub-advisor, and transfer agency. The expense ratio does not reflect the fund's brokerage costs or any investor sales charges. In contrast to the net expense ratio, the gross expense ratio does not reflect any fee waivers in effect during the time period.

The amount of fees and expenses paid from a participant's account may vary slightly from the amounts reported above due to cash flow from investment shifts during the period and/or timing of plan contributions.

The fees for investment management are charged by the investment management company and are based on the amount of money you have invested in each investment. Please review the fund fact sheets for the current investment management fee associated with each investment option.

Effective the fiscal year 2018-2019 the administrative fees totaled .31% annually.

Morningstar Rating™

The Morningstar Rating™ for funds, or "star rating", is calculated for managed products (including mutual funds, variable annuity and variable life subaccounts, exchange-traded funds, closed-end funds, and separate accounts) with at least a three-year history. Exchange-traded funds and open-ended mutual funds are considered a single population for comparative purposes. It is calculated based on a Morningstar Risk-Adjusted Return measure that accounts for variation in a managed product's monthly excess performance, placing more emphasis on downward variations and rewarding consistent performance. The Morningstar Rating does not include any

adjustment for sales loads. The top 10% of products in each product category receive 5 stars, the next 22.5% receive 4 stars, the next 35% receive 3 stars, the next 22.5% receive 2 stars, and the bottom 10% receive 1 star. The Overall Morningstar Rating for a managed product is derived from a weighted average of the performance figures associated with its three-, five-, and 10-year (if applicable) Morningstar Rating metrics. The weights are: 100% three-year rating for 36-59 months of total returns, 60% five-year rating/40% three-year rating for 60-119 months of total returns, and 50% 10-year rating/30% five-year rating/20% three-year rating for 120 or more months of total returns. While the 10-year overall star rating formula seems to give the most weight to the 10-year period, the most recent three-year period actually has the greatest impact because it is included in all three rating periods.

For private funds, the Morningstar Rating presented is hypothetical, because Morningstar does not independently analyze private funds. Rather, the rating is assigned as a means to compare these funds with the universe of mutual funds that Morningstar rates. The evaluation of this investment does not affect the retail mutual fund data published by Morningstar.

Morningstar Return

The Morningstar Return rates a fund's performance relative to other managed products in its Morningstar Category. It is an assessment of a product's excess return over a risk-free rate (the return of the 90-day Treasury Bill) in comparison with the products in its Morningstar category. In each Morningstar category, the top 10% of products earn a High Morningstar Return (High), the next 22.5% Above Average (+Avg), the middle 35% Average (Avg), the next 22.5% Below Average (-Ave), and the bottom 10% Low (Low). Morningstar Return is measured for up to three time periods (three, five, and 10 years). These separate measures are then weighted and averaged to produce an overall measure for the product. Products with less than three years of performance history are not rated.

Morningstar Risk

Morningstar Risk evaluates a fund's downside volatility relative to that of other products in its Morningstar Category. It is an assessment of the variations in monthly returns, with an emphasis on downside variations, in comparison with the products in its Morningstar category. In each Morningstar category, the 10% of products with the lowest measured risk are described as Low Risk (Low), the next 22.5% Below Average (-Avg), the middle 35% Average (Avg), the next 22.5% Above Average (+Avg), and the top 10% High (High).

Morningstar Risk is measured for up to three time periods (three, five, and 10 years). These separate measures are then weighted and averaged to produce an overall measure for the product. Products with less than three years of performance history are not rated.

Morningstar Style Box™

The Morningstar Style Box reveals a fund's investment style as of the date noted on this report.

For equity funds the vertical axis shows the market capitalization of the long stocks owned and the horizontal axis shows investment style (value, blend, or growth).

For fixed-income funds, the vertical axis shows the credit quality of the long bonds owned and the horizontal axis shows interest rate sensitivity as measured by a bond's effective duration.

Morningstar seeks credit rating information from fund companies on a periodic basis (e.g., quarterly). In compiling

credit rating information Morningstar accepts credit ratings reported by fund companies that have been issued by all Nationally Recognized Statistical Rating Organizations (NRSROs). For a list of all NRSROs, please visit <http://www.sec.gov/divisions/marketreg/ratingagency.htm>. Additionally, Morningstar accepts foreign credit ratings from widely recognized or registered rating agencies. If two rating organizations/agencies have rated a security, fund companies are to report the lower rating; if three or more organizations/agencies have rated a security, fund companies are to report the median rating, and in cases where there are more than two organization/agency ratings and a median rating does not exist, fund companies are to use the lower of the two middle ratings. PLEASE NOTE: Morningstar, Inc. is not itself an NRSRO nor does it issue a credit rating on the fund. An NRSRO or rating agency ratings can change from time-to-time and do not remove market risk.

For credit quality, Morningstar combines the credit rating information provided by the fund companies with an average default rate calculation to come up with a weighted-average credit quality. The weighted-average credit quality is currently a letter that roughly corresponds to the scale used by a leading NRSRO. Bond funds are assigned a style box placement of "low", "medium", or "high" based on their average credit quality. Funds with a low credit quality are those whose weighted-average credit quality is determined to be less than "BBB-"; medium are those less than "AA-", but greater or equal to "BBB-"; and high are those with a weighted-average credit quality of "AA-" or higher. When classifying a bond portfolio, Morningstar first maps the NRSRO credit ratings of the underlying holdings to their respective default rates (as determined by Morningstar's analysis of actual historical default rates). Morningstar then averages these default rates to determine the average default rate for the entire bond fund. Finally, Morningstar maps this average default rate to its corresponding credit rating along a convex curve.

For interest-rate sensitivity, Morningstar obtains from fund companies the average effective duration. Generally, Morningstar classifies a fixed-income fund's interest-rate sensitivity based on the effective duration of the Morningstar Core Bond Index (MCBI), which is currently three years. The classification of Limited will be assigned to those funds whose average effective duration is between 25% to 75% of MCBI's average effective duration; funds whose average effective duration is between 75% to 125% of the MCBI will be classified as Moderate; and those that are at 125% or greater of the average effective duration of the MCBI will be classified as Extensive.

For municipal bond funds, Morningstar also obtains from fund companies the average effective duration. In these cases static breakpoints are utilized. These breakpoints are as follows: (i) Limited: 4.5 years or less; (ii) Moderate: more than 4.5 years but less than 7 years; and (iii) Extensive: more than 7 years. In addition, for non-US taxable and non-US domiciled fixed income funds static duration breakpoints are used: (i) Limited: less than or equal to 3.5 years; (ii) Moderate: greater than 3.5 and less than equal to 6 years; (iii) Extensive: greater than 6 years.

Additional Fund Information

Collective Trusts and Separate Accounts

Collective Trusts and Separate Accounts are professionally managed investment options designed to offer cost effective investments to large investors. The collective Trusts referred to above are overseen by banking regulators and the Separate

Important Disclosures

Accounts referred to above are overseen by the SEC. These vehicles are subject to oversight by the US Department of Labor in accordance with the Employee Retirement Income Security Act (ERISA). Collective Trusts and Separate Accounts are not required to have a prospectus.

Investment Risk:

Hedging Strategies

The advisor's use of hedging strategies to reduce risk may limit the opportunity for gains compared with unhedged investments, and there is no guarantee that hedges will actually reduce risk.

Lending

Investing in loans creates risk for the borrower, lender, and any other participants. A borrower may fail to make payments of principal, interest, and other amounts in connection with loans of cash or securities or fail to return a borrowed security in a timely manner, which may lead to impairment of the collateral provided by the borrower. Investments in loan participations may be subject to increased credit, pricing, and liquidity risks, with these risks intensified for below-investment-grade loans.

Credit and Counterparty

The issuer or guarantor of a fixed-income security, counterparty to an OTC derivatives contract, or other borrower may not be able to make timely principal, interest, or settlement payments on an obligation. In this event, the issuer of a fixed-income security may have its credit rating downgraded or defaulted, which may reduce the potential for income and value of the portfolio.

Inflation/Deflation

A change of asset value may occur because of inflation or deflation, causing the portfolio to underperform. Inflation may cause the present value of future payments to decrease, causing a decline in the future value of assets or income. Deflation causes prices to decline throughout the economy over time, impacting issuers' creditworthiness and increasing their risk for default, which may reduce the value of the portfolio.

Reinvestment

Payments from debt securities may have to be reinvested in securities with lower interest rates than the original securities.

Currency

Investments in securities traded in foreign currencies or more directly in foreign currencies are subject to the risk that the foreign currency will decline in value relative to the U.S. dollar, which may reduce the value of the portfolio. Investments in currency hedging positions are subject to the risk that the value of the U.S. dollar will decline relative to the currency being hedged, which may result in a loss of money on the investment as well as the position designed to act as a hedge. Cross-currency hedging strategies and active currency positions may increase currency risk because actual currency exposure may be substantially different from that suggested by the portfolio's holdings.

Emerging Markets

Investments in emerging- and frontier-markets securities may be subject to greater market, credit, currency, liquidity, legal, political, and other risks compared with assets invested in developed foreign countries.

Foreign Securities

Investments in foreign securities may be subject to increased volatility as the value of these securities can change more rapidly and extremely than can the value of U.S. securities. Foreign securities are subject to increased issuer risk because foreign issuers may not experience the same degree of regulation as U.S. issuers do and are held to different reporting, accounting, and auditing standards. In addition, foreign securities are subject to increased costs because there are generally higher commission rates on transactions, transfer taxes, higher custodial costs, and the potential for foreign tax charges on dividend and interest payments. Many foreign markets are relatively small, and securities issued in less-developed countries face the risks of nationalization, expropriation or confiscatory taxation, and adverse changes in investment or exchange control regulations, including suspension of the ability to transfer currency from a country. Economic, political, social, or diplomatic developments can also negatively impact performance.

Loss of Money

Because the investment's market value may fluctuate up and down, an investor may lose money, including part of the principal, when he or she buys or sells the investment.

Not FDIC Insured

The investment is not a deposit or obligation of, or guaranteed or endorsed by, any bank and is not insured by the Federal Deposit Insurance Corporation, the Federal Reserve Board, or any other U.S. governmental agency.

Index Correlation/Tracking Error

A portfolio that tracks an index is subject to the risk that certain factors may cause the portfolio to track its target index less closely, including if the advisor selects securities that are not fully representative of the index. The portfolio will generally reflect the performance of its target index even if the index does not perform well, and it may underperform the index after factoring in fees, expenses, transaction costs, and the size and timing of shareholder purchases and redemptions.

Market/Market Volatility

The market value of the portfolio's securities may fall rapidly or unpredictably because of changing economic, political, or market conditions, which may reduce the value of the portfolio.

Commodity

Investments in commodity-related instruments are subject to the risk that the performance of the overall commodities market declines and that weather, disease, political, tax, and other regulatory developments adversely impact the value of commodities, which may result in a loss of principal and interest. Commodity-linked investments face increased price volatility and liquidity, credit, and issuer risks compared with their underlying measures.

Equity Securities

The value of equity securities, which include common, preferred, and convertible preferred stocks, will fluctuate based on changes in their issuers' financial conditions, as well as overall market and economic conditions, and can decline in the event of deteriorating issuer, market, or economic conditions.

High-Yield Securities

Investments in below-investment-grade debt securities and unrated securities of similar credit quality, commonly known as

"junk bonds" or "high-yield securities," may be subject to increased interest, credit, and liquidity risks.

Mortgage-Backed and Asset-Backed Securities

Investments in mortgage-backed and asset-backed securities may be subject to increased price volatility because of changes in interest rates, issuer information availability, credit quality of the underlying assets, market perception of the issuer, availability of credit enhancement, and prepayment of principal. The value of ABS and MBS may be adversely affected if the underlying borrower fails to pay the loan included in the security.

Other

The investment's performance may be impacted by its concentration in a certain type of security, adherence to a particular investing strategy, or a unique aspect of its structure and costs.

Restricted/Illiquid Securities

Restricted and illiquid securities may fall in price because of an inability to sell the securities when desired. Investing in restricted securities may subject the portfolio to higher costs and liquidity risk.

Underlying Fund/Fund of Funds

A portfolio's risks are closely associated with the risks of the securities and other investments held by the underlying or subsidiary funds, and the ability of the portfolio to meet its investment objective likewise depends on the ability of the underlying funds to meet their objectives. Investment in other funds may subject the portfolio to higher costs than owning the underlying securities directly because of their management fees.

U.S. Government Obligations

Investments in U.S. government obligations are subject to varying levels of government support. In the event of default, some U.S. government securities, including U.S. Treasury obligations and Ginnie Mae securities, are issued and guaranteed as to principal and interest by the full faith and credit of the U.S. government. Other securities are obligations of U.S. government-sponsored entities but are neither issued nor guaranteed by the U.S. government.

Derivatives

Investments in derivatives may be subject to the risk that the advisor does not correctly predict the movement of the underlying security, interest rate, market index, or other financial asset, or that the value of the derivative does not correlate perfectly with either the overall market or the underlying asset from which the derivative's value is derived. Because derivatives usually involve a small investment relative to the magnitude of liquidity and other risks assumed, the resulting gain or loss from the transaction will be disproportionately magnified. These investments may result in a loss if the counterparty to the transaction does not perform as promised.

Fixed-Income Securities

The value of fixed-income or debt securities may be susceptible to general movements in the bond market and are subject to interest-rate and credit risk.

Conflict of Interest

A conflict of interest may arise if the advisor makes an investment in certain underlying funds based on the fact that

Important Disclosures

those funds are also managed by the advisor or an affiliate or because certain underlying funds may pay higher fees to the advisor than others. In addition, an advisor's participation in the primary or secondary market for loans may be deemed a conflict of interest and limit the ability of the investment to acquire those assets.

Custody

Foreign custodial and other foreign financial services are generally more expensive than they are in the United States and may have limited regulatory oversight. The investment may have trouble clearing and settling trades in less-developed markets, and the laws of some countries may limit the investment's ability to recover its assets in the event the bank, depository, or agent holding those assets goes into bankruptcy.

Management

Performance is subject to the risk that the advisor's asset allocation and investment strategies do not perform as expected, which may cause the portfolio to underperform its benchmark, other investments with similar objectives, or the market in general. The investment is subject to the risk of loss of income and capital invested, and the advisor does not guarantee its value, performance, or any particular rate of return.

Passive Management

The investment is not actively managed, and the advisor does not attempt to manage volatility or take defensive positions in declining markets. This passive management strategy may subject the investment to greater losses during general market declines than actively managed investments.

Target Date

Target-date funds, also known as lifecycle funds, shift their asset allocation to become increasingly conservative as the target retirement year approaches. Still, investment in target-date funds may lose value near, at, or after the target retirement date, and there is no guarantee they will provide adequate income at retirement.

Unrated Securities

Investments in unrated securities may be subject to increased interest, credit, and liquidity risks if the advisor does not accurately assess the quality of those securities.

Small Cap

Concentrating assets in small-capitalization stocks may subject the portfolio to the risk that those stocks underperform other capitalizations or the market as a whole. Smaller, less-seasoned companies may be subject to increased liquidity risk compared with mid- and large-cap companies and may experience greater price volatility than do those securities because of limited product lines, management experience, market share, or financial resources, among other factors.

Mid-Cap

Concentrating assets in mid-capitalization stocks may subject the portfolio to the risk that those stocks underperform other capitalizations or the market as a whole. Mid-cap companies may be subject to increased liquidity risk compared with large-cap companies and may experience greater price volatility than do those securities because of more-limited product lines or financial resources, among other factors.

Real Estate/REIT Sector

Concentrating assets in the real estate sector or REITs may disproportionately subject the portfolio to the risks of that industry, including loss of value because of changes in real estate values, interest rates, and taxes, as well as changes in zoning, building, environmental, and other laws, among other factors. Investments in REITs may be subject to increased price volatility and liquidity risk, and shareholders indirectly bear their proportionate share of expenses because of their management fees.

Reliance on Trading Partners

Investments in economies that depend heavily on trading with key partners may be subject to the risk that any reduction in this trading may adversely impact these economies.

Replication Management

The investment does not seek investment returns in excess of the underlying index. Therefore, it will not generally sell a security unless it was removed from the index, even if the security's issuer is in financial trouble.

Sampling

Although the portfolio tracks an index, it maintains a smaller number of holdings than does the index. Use of this representative sampling approach may lead the portfolio to track the index less closely.