

Bond Index Fund

Benchmark

BBgBarc US Agg Bond TR USD

Investment Objective & Strategy

The State Street U.S. Bond Index Fund (the "Fund") seeks an investment return that approximates as closely as practicable, before expenses, the performance of the Bloomberg Barclays U.S. Aggregate Bond Index (the "Index") over the long term. The Fund is managed using an "indexing" investment approach. The Fund may attempt to invest in securities in the same proportions as they are represented in the Index. However, it may not be possible for the Fund to purchase all of the securities comprising the Index. In such a case, SSGA will select securities that SSGA expects will provide a return comparable to that of the Index. SSGA expects that it will typically seek to make investments in the "cash" markets - actual holdings of debt securities and other instruments - rather than through derivatives (except where SSGA believes an exposure is not readily available through the cash markets). The Fund's return may not match the return of the Index.

Operations and Management

Fund Inception Date	06-30-97
Expense Ratio	0.05%
Portfolio Manager(s)	Management Team
Management Company	State Street Global Advisors

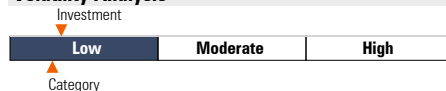
Benchmark Description: BBgBarc US Agg Bond TR USD

The index measures the performance of investment grade, U.S. dollar-denominated, fixed-rate taxable bond market, including Treasuries, government-related and corporate securities, MBS (agency fixed-rate and hybrid ARM passthroughs), ABS, and CMBS. It rolls up into other Barclays flagship indices, such as the multi-currency Global Aggregate Index and the U.S. Universal Index, which includes high yield and emerging markets debt.

Category Description: Intermediate-Term Bond

Intermediate-term bond portfolios invest primarily in corporate and other investment-grade U.S. fixed-income issues and typically have durations of 3.5 to 6.0 years. These portfolios are less sensitive to interest rates, and therefore less volatile, than portfolios that have longer durations. Morningstar calculates monthly breakpoints using the effective duration of the Morningstar Core Bond Index in determining duration assignment. Intermediate-term is defined as 75% to 125% of the three-year average effective duration of the MCBI.

Volatility Analysis



In the past, this investment has shown a relatively small range of price fluctuations relative to other investments. Based on this measure, currently more than two-thirds of all investments have shown higher levels of risk. Consequently, this investment may appeal to investors looking for a conservative investment strategy.

Overall Morningstar Rating™

★★★

Out of 902 Intermediate-Term Bond investments. An investment's overall Morningstar Rating, based on its risk-adjusted return, is a weighted average of its applicable 3-, 5-, and 10-year Ratings. See disclosure page for details.

Morningstar Return

Average

Morningstar Risk

Average

Performance

	YTD	1 Year	3 Year	5 Year	10 Year	Since Inception
Fund Return %	-1.64	-1.28	1.26	2.02	3.33	4.56
Benchmark Return %	-1.60	-1.22	1.31	2.16	3.77	4.91
Category Average %	-1.37	-1.06	1.65	2.14	4.21	4.34
# of Funds in Category	1,062	1,039	902	796	577	—


Calendar Year Total Returns	2018	2017	2016	2015	2014	2013	2012	2011	2010	2009
Total Return %	-1.64	3.49	2.58	0.37	5.69	-2.42	3.84	5.83	6.11	4.99
Benchmark Return %	-1.60	3.54	2.65	0.55	5.97	-2.02	4.21	7.84	6.54	5.93
Category Average %	-1.37	3.71	3.23	-0.26	5.18	-1.42	7.01	5.86	7.72	13.97
# of Funds in Category	1062	986	985	1042	1038	1079	1165	1195	1164	1123

Performance Disclosure: Past performance does not guarantee future results. Investment returns and principal value will fluctuate and participant balances may be worth more or less than the original investment. Participants should consider a fund's investment objectives, risks, fees and expenses carefully before investing. Benchmarks do not have management or administration fees and are listed for comparison purposes only.

Current Month performance may be higher or lower than return data quoted herein. For more current information including month-end performance, please call 888-394-6673 or visit okmf.org. Please refer to the performance section of the disclosure page for more information.

Portfolio Analysis as of 09-30-18

Composition as of 09-30-18



Morningstar Fixed Income Style Box™ as of 09-30-18



Top 10 Holdings as of 09-30-18

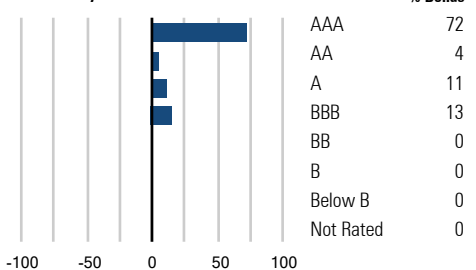
Security	% Assets
United States Treasury Notes 2.25% 12-31-23	0.83
United States Treasury Notes 2.62% 08-31-20	0.70
United States Treasury Notes 2.38% 03-15-21	0.69
United States Treasury Notes 1.38% 09-15-20	0.68
United States Treasury Notes 2.25% 02-15-21	0.61
United States Treasury Notes 2.25% 08-15-27	0.56
United States Treasury Notes 1.12% 08-31-21	0.51
United States Treasury Notes 2% 01-31-20	0.51
United States Treasury Notes 2.12% 03-31-24	0.50
United States Treasury Notes 1.62% 08-31-22	0.47

Total Number of Stock Holdings	0
Total Number of Bond Holdings	10577
Annual Turnover Ratio %	52.32
Total Fund Assets (\$mil)	11.31

Morningstar F-I Sectors as of 09-30-18

Sector	% Fund	% Category
Government	43.40	28.52
Corporate	25.53	25.32
Securitized	30.48	33.17
Municipal	0.59	1.73
Cash/Cash Equivalents	0.00	5.64
Other	0.00	5.63

Credit Analysis as of 09-30-18



Principal Risks as of 09-30-18

Lending, Credit and Counterparty, Extension, Inflation/Deflation, Prepayment (Call), Reinvestment, Currency, Emerging Markets, Foreign Securities, Long-Term Outlook and Projections, Loss of Money, Not FDIC Insured, Country or Region, Municipal Project-Specific, U.S. State or Territory-Specific, Capitalization, Growth Investing, Nondiversification, Quantitative Investing, High Portfolio Turnover, Index Correlation/Tracking Error, Issuer, Interest Rate, Market/Market Volatility, Convertible Securities, Equity Securities, Industry and Sector Investing, Mortgage-Backed and Asset-Backed Securities, Municipal Obligations, Leases, and AMT-Subject Bonds, Preferred Stocks, Repurchase Agreements, Restricted/Illiquid Securities, Underlying Fund/Fund of Funds, U.S. Government Obligations, Pricing, Fixed-Income Securities, Dollar Rolls, Maturity/Duration, Sovereign Debt, Regulation/Government Intervention, Cash Drag, Suitability, Increase in Expenses, Conflict of Interest, Custody, Early Close/Late Close/Trading Halt, Investment-Grade Securities, Management, OTC, Passive Management, Portfolio Diversification, Structured Products, Zero-Coupon Bond, Small Cap, Mid-Cap, Reliance on Trading Partners, Replication Management, Sampling, Valuation Time

Important Disclosures

When used as supplemental sales literature, the Investment Profile must be preceded or accompanied by the fund's current prospectus as well as this disclosure statement. The performance data given represents past performance and should not be considered indicative of future results. Principal value and investment return will fluctuate, so that an investor's shares when redeemed may be worth more or less than the original investment. Fund portfolio statistics change over time. The fund is not FDIC-insured, may lose value and is not guaranteed by a bank or other financial institution.

Performance

Total return reflects performance without adjusting for sales charges or the effects of taxation, but is adjusted to reflect all actual ongoing fund expenses and assumes reinvestment of dividends and capital gains. If adjusted, sales charges would reduce the performance quoted.

Standardized Total Return is total return adjusted for sales charges. The sales charge adjusted for may not necessarily be consistent with the prospectus.

The fund's performance is compared with that of an index. The index is an unmanaged portfolio of specified securities and the index does not reflect any initial or ongoing expenses. A fund's portfolio may differ significantly from the securities in the index.

OkMRF does not participate in commissions, front-end or back-end load fees or surrender charges.

Returns measure the change in market value of fund assets over the prior period and are reported net of all fees and expenses.

Expense Ratio

This is the percentage of fund assets paid for operating expenses and management fees. The expense ratio typically includes the following types of fees: accounting, administrator, advisor, auditor, board of directors, custodial, distribution (12b-1), legal, organizational, professional, registration, shareholder reporting, sub-advisor, and transfer agency. The expense ratio does not reflect the fund's brokerage costs or any investor sales charges. In contrast to the net expense ratio, the gross expense ratio does not reflect any fee waivers in effect during the time period.

The amount of fees and expenses paid from a participant's account may vary slightly from the amounts reported above due to cash flow from investment shifts during the period and/or timing of plan contributions.

The fees for investment management are charged by the investment management company and are based on the amount of money you have invested in each investment. Please review the fund fact sheets for the current investment management fee associated with each investment option.

Effective the fiscal year 2018-2019 the administrative fees totaled .31% annually.

Morningstar Rating™

The Morningstar Rating™ for funds, or "star rating", is calculated for managed products (including mutual funds, variable annuity and variable life subaccounts, exchange-traded funds, closed-end funds, and separate accounts) with at least a three-year history. Exchange-traded funds and open-ended mutual funds are considered a single population for comparative purposes. It is calculated based on a Morningstar Risk-Adjusted Return measure that accounts for variation in a managed product's monthly excess performance, placing more emphasis on downward variations and rewarding consistent performance. The Morningstar Rating does not include any

adjustment for sales loads. The top 10% of products in each product category receive 5 stars, the next 22.5% receive 4 stars, the next 35% receive 3 stars, the next 22.5% receive 2 stars, and the bottom 10% receive 1 star. The Overall Morningstar Rating for a managed product is derived from a weighted average of the performance figures associated with its three-, five-, and 10-year (if applicable) Morningstar Rating metrics. The weights are: 100% three-year rating for 36-59 months of total returns, 60% five-year rating/40% three-year rating for 60-119 months of total returns, and 50% 10-year rating/30% five-year rating/20% three-year rating for 120 or more months of total returns. While the 10-year overall star rating formula seems to give the most weight to the 10-year period, the most recent three-year period actually has the greatest impact because it is included in all three rating periods.

For private funds, the Morningstar Rating presented is hypothetical, because Morningstar does not independently analyze private funds. Rather, the rating is assigned as a means to compare these funds with the universe of mutual funds that Morningstar rates. The evaluation of this investment does not affect the retail mutual fund data published by Morningstar.

Morningstar Return

The Morningstar Return rates a fund's performance relative to other managed products in its Morningstar Category. It is an assessment of a product's excess return over a risk-free rate (the return of the 90-day Treasury Bill) in comparison with the products in its Morningstar category. In each Morningstar category, the top 10% of products earn a High Morningstar Return (High), the next 22.5% Above Average (+Avg), the middle 35% Average (Avg), the next 22.5% Below Average (-Ave), and the bottom 10% Low (Low). Morningstar Return is measured for up to three time periods (three, five, and 10 years). These separate measures are then weighted and averaged to produce an overall measure for the product. Products with less than three years of performance history are not rated.

Morningstar Risk

Morningstar Risk evaluates a fund's downside volatility relative to that of other products in its Morningstar Category. It is an assessment of the variations in monthly returns, with an emphasis on downside variations, in comparison with the products in its Morningstar category. In each Morningstar category, the 10% of products with the lowest measured risk are described as Low Risk (Low), the next 22.5% Below Average (-Avg), the middle 35% Average (Avg), the next 22.5% Above Average (+Avg), and the top 10% High (High).

Morningstar Risk is measured for up to three time periods (three, five, and 10 years). These separate measures are then weighted and averaged to produce an overall measure for the product. Products with less than three years of performance history are not rated.

Morningstar Style Box™

The Morningstar Style Box reveals a fund's investment style as of the date noted on this report.

For equity funds the vertical axis shows the market capitalization of the long stocks owned and the horizontal axis shows investment style (value, blend, or growth).

For fixed-income funds, the vertical axis shows the credit quality of the long bonds owned and the horizontal axis shows interest rate sensitivity as measured by a bond's effective duration.

Morningstar seeks credit rating information from fund companies on a periodic basis (e.g., quarterly). In compiling

credit rating information Morningstar accepts credit ratings reported by fund companies that have been issued by all Nationally Recognized Statistical Rating Organizations (NRSROs). For a list of all NRSROs, please visit <http://www.sec.gov/divisions/marketreg/ratingagency.htm>. Additionally, Morningstar accepts foreign credit ratings from widely recognized or registered rating agencies. If two rating organizations/agencies have rated a security, fund companies are to report the lower rating; if three or more organizations/agencies have rated a security, fund companies are to report the median rating, and in cases where there are more than two organization/agency ratings and a median rating does not exist, fund companies are to use the lower of the two middle ratings. PLEASE NOTE: Morningstar, Inc. is not itself an NRSRO nor does it issue a credit rating on the fund. An NRSRO or rating agency ratings can change from time-to-time and do not remove market risk.

For credit quality, Morningstar combines the credit rating information provided by the fund companies with an average default rate calculation to come up with a weighted-average credit quality. The weighted-average credit quality is currently a letter that roughly corresponds to the scale used by a leading NRSRO. Bond funds are assigned a style box placement of "low", "medium", or "high" based on their average credit quality. Funds with a low credit quality are those whose weighted-average credit quality is determined to be less than "BBB-"; medium are those less than "AA-", but greater or equal to "BBB-"; and high are those with a weighted-average credit quality of "AA-" or higher. When classifying a bond portfolio, Morningstar first maps the NRSRO credit ratings of the underlying holdings to their respective default rates (as determined by Morningstar's analysis of actual historical default rates). Morningstar then averages these default rates to determine the average default rate for the entire bond fund. Finally, Morningstar maps this average default rate to its corresponding credit rating along a convex curve.

For interest-rate sensitivity, Morningstar obtains from fund companies the average effective duration. Generally, Morningstar classifies a fixed-income fund's interest-rate sensitivity based on the effective duration of the Morningstar Core Bond Index (MCBI), which is currently three years. The classification of Limited will be assigned to those funds whose average effective duration is between 25% to 75% of MCBI's average effective duration; funds whose average effective duration is between 75% to 125% of the MCBI will be classified as Moderate; and those that are at 125% or greater of the average effective duration of the MCBI will be classified as Extensive.

For municipal bond funds, Morningstar also obtains from fund companies the average effective duration. In these cases static breakpoints are utilized. These breakpoints are as follows: (i) Limited: 4.5 years or less; (ii) Moderate: more than 4.5 years but less than 7 years; and (iii) Extensive: more than 7 years. In addition, for non-US taxable and non-US domiciled fixed income funds static duration breakpoints are used: (i) Limited: less than or equal to 3.5 years; (ii) Moderate: greater than 3.5 and less than equal to 6 years; (iii) Extensive: greater than 6 years.

Additional Fund Information

Collective Trusts and Separate Accounts

Collective Trusts and Separate Accounts are professionally managed investment options designed to offer cost effective investments to large investors. The collective Trusts referred to above are overseen by banking regulators and the Separate

Important Disclosures

Accounts referred to above are overseen by the SEC. These vehicles are subject to oversight by the US Department of Labor in accordance with the Employee Retirement Income Security Act (ERISA). Collective Trusts and Separate Accounts are not required to have a prospectus.

Investment Risk:

Lending

Investing in loans creates risk for the borrower, lender, and any other participants. A borrower may fail to make payments of principal, interest, and other amounts in connection with loans of cash or securities or fail to return a borrowed security in a timely manner, which may lead to impairment of the collateral provided by the borrower. Investments in loan participations may be subject to increased credit, pricing, and liquidity risks, with these risks intensified for below-investment-grade loans.

Credit and Counterparty

The issuer or guarantor of a fixed-income security, counterparty to an OTC derivatives contract, or other borrower may not be able to make timely principal, interest, or settlement payments on an obligation. In this event, the issuer of a fixed-income security may have its credit rating downgraded or defaulted, which may reduce the potential for income and value of the portfolio.

Extension

The issuer of a security may repay principal more slowly than expected because of rising interest rates. In this event, short- and medium-duration securities are effectively converted into longer-duration securities, increasing their sensitivity to interest-rate changes and causing their prices to decline.

Inflation/Deflation

A change of asset value may occur because of inflation or deflation, causing the portfolio to underperform. Inflation may cause the present value of future payments to decrease, causing a decline in the future value of assets or income. Deflation causes prices to decline throughout the economy over time, impacting issuers' creditworthiness and increasing their risk for default, which may reduce the value of the portfolio.

Prepayment (Call)

The issuer of a debt security may be able to repay principal prior to the security's maturity because of an improvement in its credit quality or falling interest rates. In this event, this principal may have to be reinvested in securities with lower interest rates than the original securities, reducing the potential for income.

Reinvestment

Payments from debt securities may have to be reinvested in securities with lower interest rates than the original securities.

Currency

Investments in securities traded in foreign currencies or more directly in foreign currencies are subject to the risk that the foreign currency will decline in value relative to the U.S. dollar, which may reduce the value of the portfolio. Investments in currency hedging positions are subject to the risk that the value of the U.S. dollar will decline relative to the currency being hedged, which may result in a loss of money on the investment as well as the position designed to act as a hedge. Cross-currency hedging strategies and active currency positions may increase currency risk because actual currency exposure may

be substantially different from that suggested by the portfolio's holdings.

Emerging Markets

Investments in emerging- and frontier-markets securities may be subject to greater market, credit, currency, liquidity, legal, political, and other risks compared with assets invested in developed foreign countries.

Foreign Securities

Investments in foreign securities may be subject to increased volatility as the value of these securities can change more rapidly and extremely than can the value of U.S. securities. Foreign securities are subject to increased issuer risk because foreign issuers may not experience the same degree of regulation as U.S. issuers do and are held to different reporting, accounting, and auditing standards. In addition, foreign securities are subject to increased costs because there are generally higher commission rates on transactions, transfer taxes, higher custodial costs, and the potential for foreign tax charges on dividend and interest payments. Many foreign markets are relatively small, and securities issued in less-developed countries face the risks of nationalization, expropriation or confiscatory taxation, and adverse changes in investment or exchange control regulations, including suspension of the ability to transfer currency from a country. Economic, political, social, or diplomatic developments can also negatively impact performance.

Long-Term Outlook and Projections

The investment is intended to be held for a substantial period of time, and investors should tolerate fluctuations in their investment's value.

Loss of Money

Because the investment's market value may fluctuate up and down, an investor may lose money, including part of the principal, when he or she buys or sells the investment.

Not FDIC Insured

The investment is not a deposit or obligation of, or guaranteed or endorsed by, any bank and is not insured by the Federal Deposit Insurance Corporation, the Federal Reserve Board, or any other U.S. governmental agency.

Country or Region

Investments in securities from a particular country or region may be subject to the risk of adverse social, political, regulatory, or economic events occurring in that country or region. Country- or region-specific risks also include the risk that adverse securities markets or exchange rates may impact the value of securities from those areas.

Municipal Project-Specific

Investments in municipal bonds that finance similar types of projects, including those related to education, health care, housing, transportation, utilities, and industry, may be subject to a greater extent than general obligation municipal bonds to the risks of adverse economic, business, or political developments.

U.S. State or Territory-Specific

Investments in the municipal securities of a particular state or territory may be subject to the risk that changes in the economic conditions of that state or territory will negatively impact performance.

Capitalization

Concentrating assets in stocks of one or more capitalizations (small, mid, or large) may be subject to both the specific risks of those capitalizations as well as increased volatility because stocks of specific capitalizations tend to go through cycles of beating or lagging the market as a whole.

Growth Investing

Growth securities may be subject to increased volatility as the value of these securities is highly sensitive to market fluctuations and future earnings expectations. These securities typically trade at higher multiples of current earnings than do other securities and may lose value if it appears their earnings expectations may not be met.

Nondiversification

A nondiversified investment, as defined under the Investment Act of 1940, may have an increased potential for loss because its portfolio includes a relatively small number of investments. Movements in the prices of the individual assets may have a magnified effect on a nondiversified portfolio. Any sale of the investment's large positions could adversely affect stock prices if those positions represent a significant part of a company's outstanding stock.

Quantitative Investing

Holdings selected by quantitative analysis may perform differently from the market as a whole based on the factors used in the analysis, the weighting of each factor, and how the factors have changed over time.

High Portfolio Turnover

Active trading may create high portfolio turnover, or a turnover of 100% or more, resulting in increased transaction costs. These higher costs may have an adverse impact on performance and generate short-term capital gains, creating potential tax liability even if an investor does not sell any shares during the year.

Index Correlation/Tracking Error

A portfolio that tracks an index is subject to the risk that certain factors may cause the portfolio to track its target index less closely, including if the advisor selects securities that are not fully representative of the index. The portfolio will generally reflect the performance of its target index even if the index does not perform well, and it may underperform the index after factoring in fees, expenses, transaction costs, and the size and timing of shareholder purchases and redemptions.

Issuer

A stake in any individual security is subject to the risk that the issuer of that security performs poorly, resulting in a decline in the security's value. Issuer-related declines may be caused by poor management decisions, competitive pressures, technological breakthroughs, reliance on suppliers, labor problems or shortages, corporate restructurings, fraudulent disclosures, or other factors. Additionally, certain issuers may be more sensitive to adverse issuer, political, regulatory, market, or economic developments.

Interest Rate

Most securities are subject to the risk that changes in interest rates will reduce their market value.

Important Disclosures

Market/Market Volatility

The market value of the portfolio's securities may fall rapidly or unpredictably because of changing economic, political, or market conditions, which may reduce the value of the portfolio.

Convertible Securities

Investments in convertible securities may be subject to increased interest-rate risks, rising in value as interest rates decline and falling in value when interest rates rise, in addition to their market value depending on the performance of the common stock of the issuer. Convertible securities, which are typically unrated or rated lower than other debt obligations, are secondary to debt obligations in order of priority during a liquidation in the event the issuer defaults.

Equity Securities

The value of equity securities, which include common, preferred, and convertible preferred stocks, will fluctuate based on changes in their issuers' financial conditions, as well as overall market and economic conditions, and can decline in the event of deteriorating issuer, market, or economic conditions.

Industry and Sector Investing

Investing Concentrating assets in a particular industry, sector of the economy, or markets may increase volatility because the investment will be more susceptible to the impact of market, economic, regulatory, and other factors affecting that industry or sector compared with a more broadly diversified asset allocation.

Mortgage-Backed and Asset-Backed Securities

Investments in mortgage-backed and asset-backed securities may be subject to increased price volatility because of changes in interest rates, issuer information availability, credit quality of the underlying assets, market perception of the issuer, availability of credit enhancement, and prepayment of principal. The value of ABS and MBS may be adversely affected if the underlying borrower fails to pay the loan included in the security.

Municipal Obligations, Leases, and AMT-Subject Bonds

Investments in municipal obligations, leases, and private activity bonds subject to the alternative minimum tax have varying levels of public and private support. The principal and interest payments of general-obligation municipal bonds are secured by the issuer's full faith and credit and supported by limited or unlimited taxing power. The principal and interest payments of revenue bonds are tied to the revenues of specific projects or other entities. Federal income tax laws may limit the types and volume of bonds qualifying for tax exemption of interest and make any further purchases of tax-exempt securities taxable.

Preferred Stocks

Investments in preferred stocks may be subject to the risks of deferred distribution payments, involuntary redemptions, subordination to debt instruments, a lack of liquidity compared with common stocks, limited voting rights, and sensitivity to interest-rate changes.

Repurchase Agreements

Repurchase agreements may be subject to the risk that the seller of a security defaults and the collateral securing the repurchase agreement has declined and does not equal the value of the repurchase price. In this event, impairment of the collateral may result in additional costs.

Restricted/Illiquid Securities

Restricted and illiquid securities may fall in price because of an inability to sell the securities when desired. Investing in restricted securities may subject the portfolio to higher costs and liquidity risk.

Underlying Fund/Fund of Funds

A portfolio's risks are closely associated with the risks of the securities and other investments held by the underlying or subsidiary funds, and the ability of the portfolio to meet its investment objective likewise depends on the ability of the underlying funds to meet their objectives. Investment in other funds may subject the portfolio to higher costs than owning the underlying securities directly because of their management fees.

U.S. Government Obligations

Investments in U.S. government obligations are subject to varying levels of government support. In the event of default, some U.S. government securities, including U.S. Treasury obligations and Ginnie Mae securities, are issued and guaranteed as to principal and interest by the full faith and credit of the U.S. government. Other securities are obligations of U.S. government-sponsored entities but are neither issued nor guaranteed by the U.S. government.

Pricing

Some investments may not have a market observed price; therefore, values for these assets may be determined through a subjective valuation methodology. Fair values determined by a subjective methodology may differ from the actual value realized upon sale. Valuation methodologies may also be used to calculate a daily net asset value.

Fixed-Income Securities

The value of fixed-income or debt securities may be susceptible to general movements in the bond market and are subject to interest-rate and credit risk.

Dollar Rolls

Dollar rolls transactions may be subject to the risk that the market value of securities sold to the counterparty declines below the repurchase price, the counterparty defaults on its obligations, or the portfolio turnover rate increases because of these transactions. In addition, any investments purchased with the proceeds of a security sold in a dollar rolls transaction may lose value.

Maturity/Duration

Securities with longer maturities or durations typically have higher yields but may be subject to increased interest-rate risk and price volatility compared with securities with shorter maturities, which have lower yields but greater price stability.

Sovereign Debt

Investments in debt securities issued or guaranteed by governments or governmental entities are subject to the risk that an entity may delay or refuse to pay interest or principal on its sovereign debt because of cash flow problems, insufficient foreign reserves, or political or other considerations. In this event, there may be no legal process for collecting sovereign debts that a governmental entity has not repaid.

Regulation/Government Intervention

The business of the issuer of an underlying security may be adversely impacted by new regulation or government

intervention, impacting the price of the security. Direct government ownership of distressed assets in times of economic instability may subject the portfolio's holdings to increased price volatility and liquidity risk.

Cash Drag

The portfolio may fail to meet its investment objective because of positions in cash and equivalents.

Suitability

Investors are expected to select investments whose investment strategies are consistent with their financial goals and risk tolerance.

Increase in Expenses

The actual cost of investing may be higher than the expenses listed in the expense table for a variety of reasons, including termination of a voluntary fee waiver or losing portfolio fee breakpoints if average net assets decrease. The risk of expenses increasing because of a decrease in average net assets is heightened when markets are volatile.

Conflict of Interest

A conflict of interest may arise if the advisor makes an investment in certain underlying funds based on the fact that those funds are also managed by the advisor or an affiliate or because certain underlying funds may pay higher fees to the advisor than others. In addition, an advisor's participation in the primary or secondary market for loans may be deemed a conflict of interest and limit the ability of the investment to acquire those assets.

Custody

Foreign custodial and other foreign financial services are generally more expensive than they are in the United States and may have limited regulatory oversight. The investment may have trouble clearing and settling trades in less-developed markets, and the laws of some countries may limit the investment's ability to recover its assets in the event the bank, depository, or agent holding those assets goes into bankruptcy.

Early Close/Late Close/Trading Halt

The investment may be unable to rebalance its portfolio or accurately price its holdings if an exchange or market closes early, closes late, or issues trading halts on specific securities or restricts the ability to buy or sell certain securities or financial instruments. Any of these scenarios may cause the investment to incur substantial trading losses.

Investment-Grade Securities

Investments in investment-grade debt securities that are not rated in the highest rating categories may lack the capacity to pay principal and interest compared with higher-rated securities and may be subject to increased credit risk.

Management

Performance is subject to the risk that the advisor's asset allocation and investment strategies do not perform as expected, which may cause the portfolio to underperform its benchmark, other investments with similar objectives, or the market in general. The investment is subject to the risk of loss of income and capital invested, and the advisor does not guarantee its value, performance, or any particular rate of return.

Important Disclosures

OTC

Investments traded and privately negotiated in the over-the-counter market, including securities and derivatives, may be subject to greater price volatility and liquidity risk than transactions made on organized exchanges. Because the OTC market is less regulated, OTC transactions may be subject to increased credit and counterparty risk.

Passive Management

The investment is not actively managed, and the advisor does not attempt to manage volatility or take defensive positions in declining markets. This passive management strategy may subject the investment to greater losses during general market declines than actively managed investments.

Portfolio Diversification

Investments that concentrate their assets in a relatively small number of issuers, or in the securities of issuers in a particular market, industry, sector, country, or asset class, may be subject to greater risk of loss than is a more widely diversified investment.

Structured Products

Investments in structured products may be more volatile, less liquid, and more difficult to price than other assets. These securities bear the risk of the underlying investment as well as counterparty risk. Securitized structured products including CMOs, CDOs, and other securitized products may increase volatility and be subject to increased liquidity and pricing risks compared with investing directly in the assets securitized within the product. Assets invested in structured products may be subject to full loss of value if the counterparty defaults on its obligation.

Zero-Coupon Bond

Investments in zero-coupon bonds, which do not pay interest prior to maturity, may be subject to greater price volatility and liquidity risks than are fixed-income securities that pay interest periodically. Still, interest accrued on these securities prior to maturity is reported as income and distributed to shareholders.

Small Cap

Concentrating assets in small-capitalization stocks may subject the portfolio to the risk that those stocks underperform other capitalizations or the market as a whole. Smaller, less-seasoned companies may be subject to increased liquidity risk compared with mid- and large-cap companies and may experience greater price volatility than do those securities because of limited product lines, management experience, market share, or financial resources, among other factors.

Mid-Cap

Concentrating assets in mid-capitalization stocks may subject the portfolio to the risk that those stocks underperform other capitalizations or the market as a whole. Mid-cap companies may be subject to increased liquidity risk compared with large-cap companies and may experience greater price volatility than do those securities because of more-limited product lines or financial resources, among other factors.

Reliance on Trading Partners

Investments in economies that depend heavily on trading with key partners may be subject to the risk that any reduction in this trading may adversely impact these economies.

Replication Management

The investment does not seek investment returns in excess of the underlying index. Therefore, it will not generally sell a security unless it was removed from the index, even if the security's issuer is in financial trouble.

Sampling

Although the portfolio tracks an index, it maintains a smaller number of holdings than does the index. Use of this representative sampling approach may lead the portfolio to track the index less closely.

Valuation Time

Net asset value is not calculated on days and times when the U.S. exchange is closed, though foreign security holdings may still be traded. In this event, the net asset value may be significantly impacted when shareholders are not able to buy or sell shares. Conversely, performance may vary from the index if the NAV is calculated on days and times when foreign exchanges are closed.