

Bond Index Fund

Period Ending 12/31/09

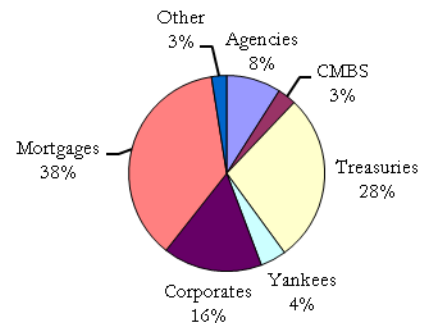
Total Assets \$15,702,700

FUND DESCRIPTION

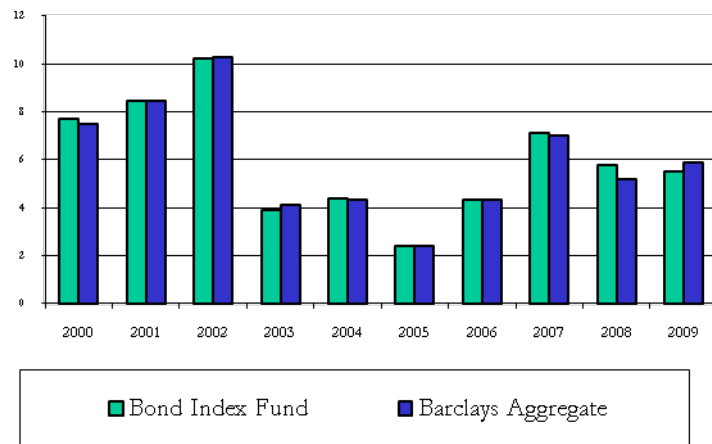
The Bond Index Fund is comprised of fixed income securities which replicate the Barclays Capital Aggregate Bond Index. The purpose of this fund is to generally mirror the performance of the Barclays Capital Aggregate Bond Index with minimal tracking error. A stratified sampling approach is used to create a representative portfolio of securities from each industry, quality and duration sector of the Index. Each sector is held in proportion to its representative weight in the Index. Participants should have a minimum investment time horizon of 3 to 5 years.

TOTAL ALLOCATION BY BOND CLASS

The Bond Index Fund is 100% managed by Mellon Capital Management. The following chart lists the asset allocation of the fund.



TOTAL RETURNS



FUND CHARACTERISTICS

Average Coupon	4.96%
Duration	5.00
Avg. Maturity	6.78 yrs
Yield-to-Maturity	3.64%
Number of Issues	1,269
Average Quality Rating	AAA

FEES

OMRF can offer specially designed investment choices for the government sector that may not be available otherwise due to its ability to negotiate reduced investment management fees. You benefit from reduced fees while enjoying excellent investment choices and the added oversight OMRF can offer. If invested in this fund the average investment fees you can expect to pay are approximately 0.07%.

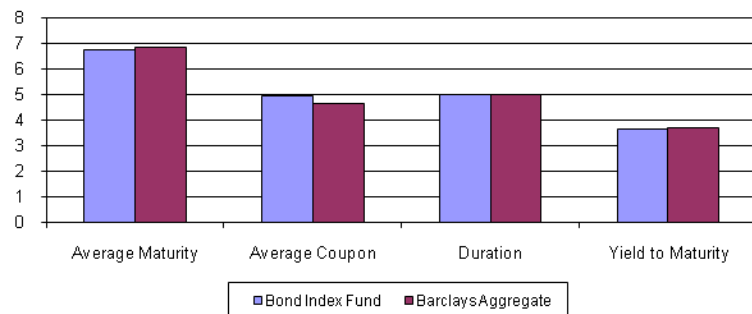
Total Returns for Period Ended Dec 31, 2009

	Unit Value	YTD	1 Year	3 Years	5 Years
Bond Index Fund	\$20.47	5.5	5.5	6.1	5.0
Barclays Aggregate		5.9	5.9	6.0	5.0

PERFORMANCE HISTORY

Period	Fund	Benchmark
4Q09	0.1%	0.2%
3Q09	3.8%	3.7%
2Q09	1.4%	1.8%
1Q09	0.1%	0.1%
4Q08	4.8%	4.6%
3Q08	-0.5%	-0.5%
2Q08	-1.0%	-1.0%
1Q08	3.0%	3.0%
2009	5.5%	5.9%
2008	5.7%	5.2%
2007	7.1%	7.0%
2006	4.3%	4.3%
2005	2.4%	2.4%

CHARACTERISTICS



DISCLOSURE

OMRF utilizes the Mellon EB Daily Opening Aggregate Bond Index Fund for this option.

Any opinions expressed herein reflect our judgment at this date and are subject to change. This report has been compiled using data and other statements of fact derived from sources which we believe to be accurate and reliable. However, such data and other statements of fact have not been verified by us and we do not make any representations as to their accuracy or completeness.

Past performance does not guarantee future results.

TICKER SYMBOLS

For the participants' convenience we have included the ticker symbols and web links, where applicable, for them to do comprehensive research, if they desire. The investment in this option is only available to institutional investors and not sold to the public, therefore a ticker symbol is not provided.

8/02

© Oklahoma Municipal Retirement Fund

KEY DEFINITIONS

Average Maturity	The date on which bond principal is required to be repaid measured in years.
Average Coupon	The rate of interest paid by the bond.
Duration	A common gauge of the price sensitivity of a fixed income asset or portfolio to a change in interest rates.
Yield to Maturity	The rate of return an investor will receive if long-term, interest-bearing investments, such as bonds, are held to maturity.